



Change direction of air-conveyed material

Dynamic Air's Automatic 15 Degree Switch is available as a two-way or three-way type. The full bore design permits unrestricted material flow to minimize material degradation and pressure drop, making conveying easier with less energy. Cohesive, hard-to-handle or fragile material can be conveyed with better results. The unique design allows the switch to be located in any position and tolerant of very fine non-abrasive or coarse abrasive materials.

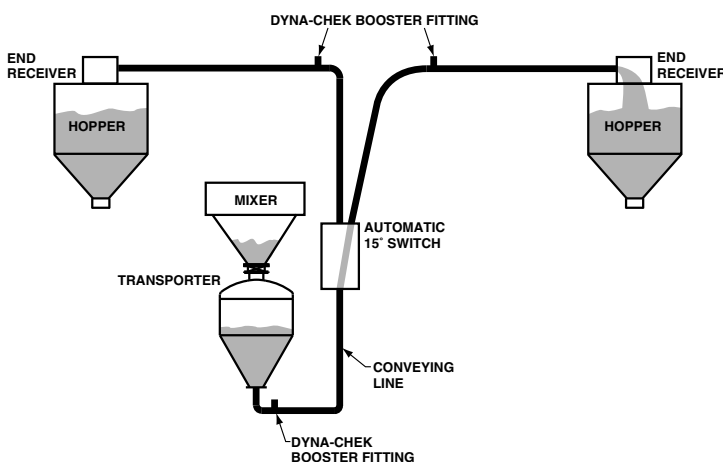
Different styles available

The Dynamic Air 15 Degree Switch is designed for high pressure service up to 100 PSIG. The swing tube is available in several styles: 1) Abrasion resistant; 2) Non-abrasion resistant; and 3) Food grade. All moving parts are in a completely enclosed housing for safer and cleaner operation. The inflatable seals are extremely reliable and very tolerant of fine or coarse materials.

Features

- Fully automatic
- Full flow design
- Heavy-duty frame
- Quiet, smooth operation
- Position indicators standard
- 100 PSIG rated
- Weather protected

Typical application



Automatic 15 Degree Switch for conveying:

- | | | |
|---------------------|----------------|------------------|
| ■ Alumina | ■ Feldspar | ■ Quartz |
| ■ Ball clay | ■ Fine Coal | ■ Shakeout sand |
| ■ Barite | ■ Fluorspar | ■ Silica sand |
| ■ Bauxite | ■ Fly ash | ■ Soda ash |
| ■ Bentonite | ■ Glass batch | ■ Sodium sulfate |
| ■ Borax | ■ Gypsum | ■ Sugar |
| ■ Calcium carbonate | ■ Kaolin clay | ■ Talc |
| ■ Cement | ■ Lime | ■ And More |
| ■ Dolomite | ■ Molding sand | |

How the Automatic 15 Degree Switch works

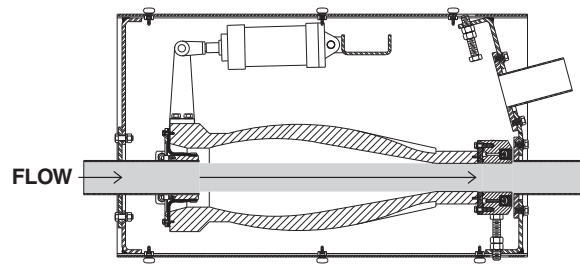
A swing tube is mounted on two bearings and powered by an air cylinder that allows the tube to move automatically to any desired position. Adjustable stops along with position indicators for every movement provide precise positioning and automatic control. At the inlet end of the swing tube, an elastomer membrane provides a flexible high pressure joint for pressure tight containment. At the outlet end, an inflatable seal insures a positive and reliable pressure seal during the conveying cycle. The inflatable seal deflates when the swing tube changes position and then is allowed to inflate after the swing tube is in its proper position.

Options

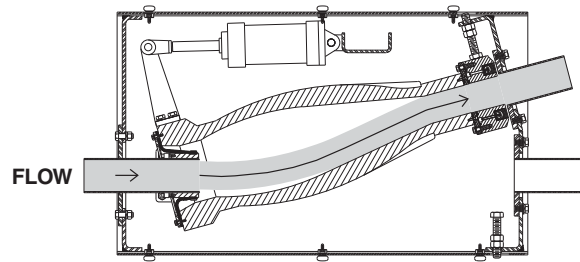
- Stainless steel construction
- Food grade construction
- Abrasive construction

Power requirements

Air Supply: 1/2" NPT, 90 to 100 PSIG (6.2 to 6.9 barg)
 Electrical Supply: 110/120 Volt AC, 50/60 cycle

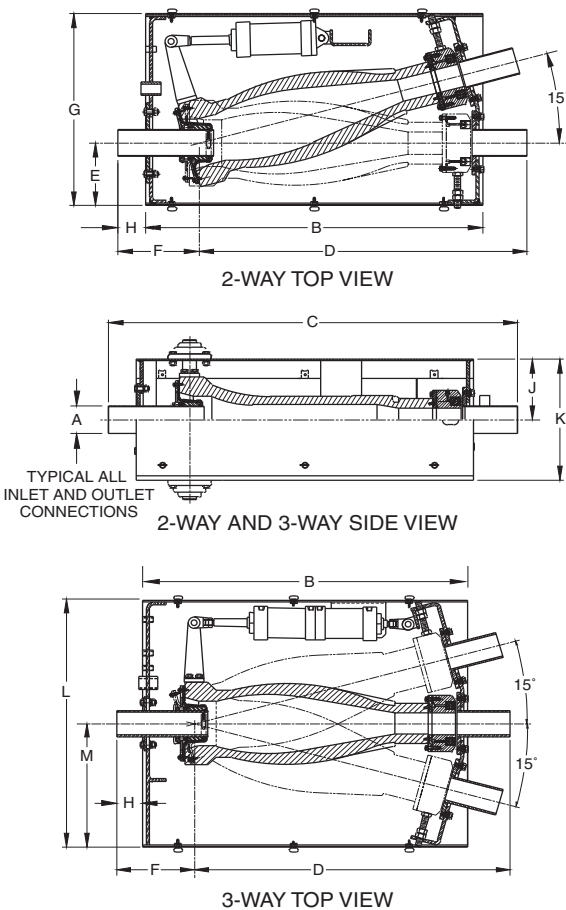


POSITION 1



POSITION 2

Dimensions and specifications



DIM	MODEL					
	2"	3"	4"	5"	6"	8"
A	2.38" 60mm	3.50" 89mm	4.50" 114mm	5.56" 141mm	6.63" 168mm	8.63" 219mm
B	41.75" 1060mm	41.75" 1060mm	41.75" 1060mm	45.50" 1156mm	45.50" 1156mm	76.13" 1934mm
C	50.75" 1289mm	50.75" 1289mm	50.75" 1289mm	57.00" 1448mm	57.00" 1448mm	84.38" 2143mm
D	40.75" 1035mm	40.75" 1035mm	40.75" 1035mm	45.50" 1156mm	45.50" 1156mm	69.75" 1772mm
E	8.00" 203mm	8.00" 203mm	8.00" 203mm	9.13" 232mm	9.13" 232mm	13.00" 330mm
F	10.00" 254mm	10.00" 254mm	10.00" 254mm	11.50" 292mm	11.50" 292mm	14.63" 371mm
G	24.50" 622mm	24.50" 622mm	24.50" 622mm	27.63" 702mm	27.63" 702mm	38.75" 984mm
H	3.38" 86mm	3.38" 86mm	3.38" 86mm	4.50" 114mm	4.50" 114mm	4.50" 114mm
J	7.81" 198mm	7.81" 198mm	7.81" 198mm	10.50" 267mm	10.50" 267mm	13.00" 330mm
K	15.63" 397mm	15.63" 397mm	15.63" 397mm	21.00" 533mm	21.00" 533mm	26.00" 660mm
L	33.00" 838mm	33.00" 838mm	33.00" 838mm	39.00" 991mm	39.00" 991mm	52.50" 1334mm
M	16.50" 419mm	16.50" 419mm	16.50" 419mm	18.50" 470mm	18.50" 470mm	25.75" 645mm
MODEL	APPROXIMATE SHIPPING WEIGHTS					
2 WAY	540 lbs (245 kg)	560 lbs (254 kg)	580 lbs (263 kg)	630 lbs (286 kg)	680 lbs (308 kg)	1600 lbs (726 kg)
3 WAY	640 lbs (290 kg)	660 lbs (299 kg)	680 lbs (308 kg)	730 lbs (331 kg)	780 lbs (354 kg)	1750 lbs (794 kg)

All switches are available in Schedule 10, Schedule 40 and Schedule 80 pipe sizes upon request.

Dynamic Air® Conveying Systems is a registered trademark of Dynamic Air Inc., St. Paul, MN.

Specifications subject to change without notice.

© 2000 Dynamic Air Inc. • Printed in U.S.A.

Bulletin 9642-2 (dm) (UK 3/08)

DYNAMIC AIR[®]
 Conveying Systems

Corporate Headquarters

Dynamic Air Inc., 1125 Willow Lake Blvd., St. Paul, MN 55110-5193
 Phone +1 651 484-2900 • Fax +1 651 484-7015

United Kingdom

Dynamic Air Ltd., 26 Peverel Drive, Granby, Milton Keynes, MK1 1QZ
 Phone +44 (0)1908 622344 • Fax +44 (0)1908 646633

www.dynamicair.com