



Reduces material plugging

The Superslik[®] segmented abrasion resistant tubing bend represents an advanced design to improve conveying line flow characteristics when conveying dry bulk solids. Its special design provides a pressure relief across the entire length of the tubing bend. This results in easier conveying of many difficult and abrasive materials which may tend to compact and plug up when changing directions in the conveying line.

Two types of abrasion resistant bends

The tubing bend segments are constructed of a thick, abrasion resistant hard cast iron and are available in two metal compositions to suit abrasive or severely abrasive applications.

A metal hardness of 235 Brinell for abrasive applications or 550 Brinell for severely abrasive applications is available.

Easier to install

The Superslik segments are small, making them easier to install than the heavier and more difficult-to-manuever one-piece tubing bends. The segments cannot be misaligned and are substantially more forgiving when connecting to adjacent conveying lines which might not be installed at perfect angles.

Fewer parts to stock

Only two different segment angles are required to make a 15°, 30°, 45°, 60°, 75° and 90° tubing bend. This reduces the number of different parts to stock. Also, since the segments are smaller in size than one-piece tubing bends, storing them is easier and they require less space.

Flexibility

Even the most demanding of conveying line configurations, such as a difficult corkscrew tubing bend, can be achieved by simply turning and bolting the flange segments to suit the angle desired.

The Superslik tubing bend handles

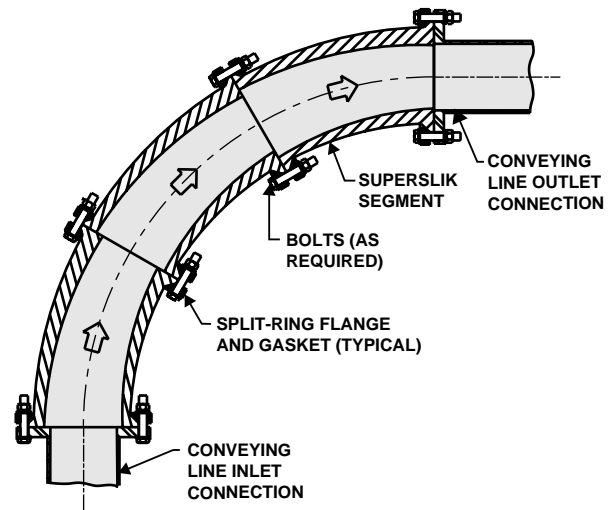
- | | | |
|---------------------|----------------|--------------------|
| ■ Alumina | ■ Fluorspar | ■ Quartz |
| ■ Ball clay | ■ Fly ash | ■ Silica sand |
| ■ Barite | ■ Gypsum | ■ Soda ash |
| ■ Bauxite | ■ Glass | ■ Lump coal |
| ■ Bentonite | ■ cullet | ■ Refractory batch |
| ■ Borax | ■ Ground glass | ■ Sodium sulfate |
| ■ Calcium carbonate | ■ Iron oxide | ■ Zircon sand |
| ■ Cement | ■ Kaolin clay | ■ And more |
| ■ Chromate sand | ■ Lime | |
| ■ Feldspar | ■ Pebble | |
| | ■ Pyrites | |

Features

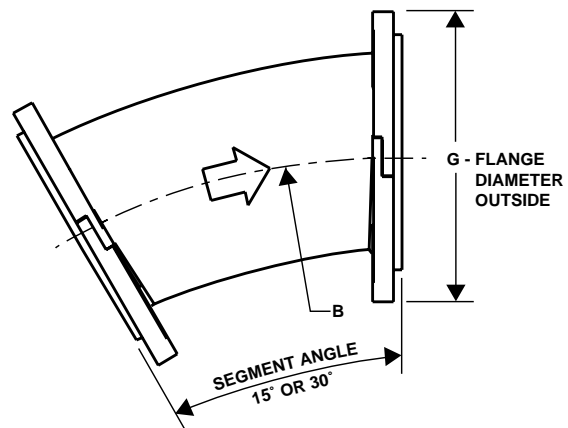
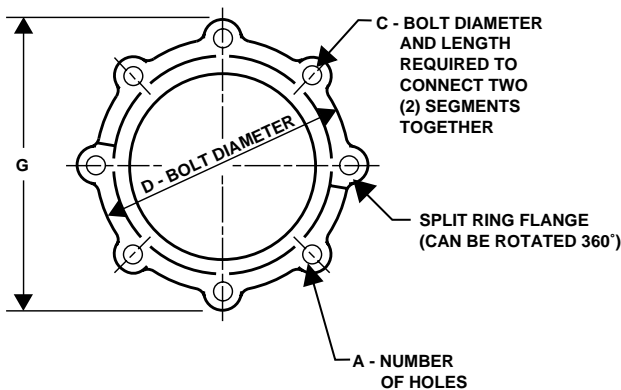
- Better flow characteristics
- Reduces plugging
- Abrasion resistant
- Lower replacement costs
- Easier to install
- Withstands high pressure
- Easier to stock
- Guaranteed pipe alignment
- Fits both Schedule 40 or Schedule 80 tubing

How the Superslik tubing bend works

A specially designed pressure relief starts at the inlet of each tubing segment and continues across its entire length to produce a better flow characteristic when conveying many difficult-to-handle materials. This pressure relief provides an expansion area which absorbs some of the compaction forces generated as the material changes direction in the tubing bend. It minimizes and/or reduces plugging and creates an improved and smoother flow of the material conveyed.



Dimensions and specifications



SUPERSLIK Bend Size		Holes A	SUPERSLIK Tubing Bend Dimensions										Shipping Weight			
			Centerline Radius		Bolt Diameter ¹		Bolt Length ¹		Bolt Circle Diameter ²		Flange ³		15° Segment		30° Segment	
			B		C		C		D		G		pounds	kg	pounds	kg
			inches	mm	inches	mm	inches	mm	inches	mm	inches	mm				
2 inch	50mm	4	30	762	5/8	16	3-1/2	89	6	152	7-1/2	191	19	8.6	36	16.3
3 inch	80mm	8	30	762	5/8	16	4	102	7-1/2	191	9	229	30	13.6	50	22.7
4 inch	100mm	8	30	762	3/4	20	4-1/2	114	9-1/2	241	11-1/4	286	45	20.4	80	36.3
5 inch	125mm	8	30	762	3/4	20	4-1/2	114	11-3/4	298	13-1/2	343	80	36.3	140	63.5
6 inch	150mm	8	30	762	3/4	20	4-1/2	114	11-3/4	298	13-1/2	343	95	43.1	180	81.6
8 inch	200mm	12	42	1067	7/8	22	5	127	14-1/4	362	16-1/4	413	155	70.3	290	131.5
10 inch	250mm	12	42	1067	7/8	22	5-1/2	140	17	432	19	483	225	102.1	425	192.8
12 inch	300mm	12	48	1219	1	24	6	152	18-3/4	476	21	533	280	127	520	235.9

Application Notes:

1. All fasteners are optional.
2. Bolt holes are 1/8" (3mm) larger than bolt diameter.
3. Standard flange gasket rated to 225°F (107°C). Optional flange gasket rated to 550°F (288°C).
4. Bends are designed to be used with either Schedule 40 or Schedule 80 conveyor tubing.

Specifications subject to change without notice.

U.S. Patent 4976288. Foreign patents pending.

Dynamic Air Conveying Systems® and Superslik® are registered trademarks of Dynamic Air Inc., St. Paul, MN.

© 2002, Dynamic Air Inc. • Printed in U.S.A. • Bulletin 9703-2 (dm) (UK 3/08)



Corporate Headquarters

Dynamic Air Inc., 1125 Willow Lake Blvd., St. Paul, MN 55110-5193
Phone (651) 484-2900 • Fax (651) 484-7015

United Kingdom

Dynamic Air Ltd., 26 Peverel Drive, Granby, Milton Keynes, MK1 1QZ
Phone +44 (0)1908 622344 • Fax +44 (0)1908 646633

www.dynamicair.com