



Conveys fine dry granular materials

The Dyna-Slide[™] air-activated gravity conveyor efficiently combines low air pressure and gravity to fluidize and convey most types of fine dry granular materials.

The low profile design is totally enclosed and dust-free, making it perfect for conveying from silos, rail cars and multiple discharge points or feeding to weigh hoppers, even over long distances.

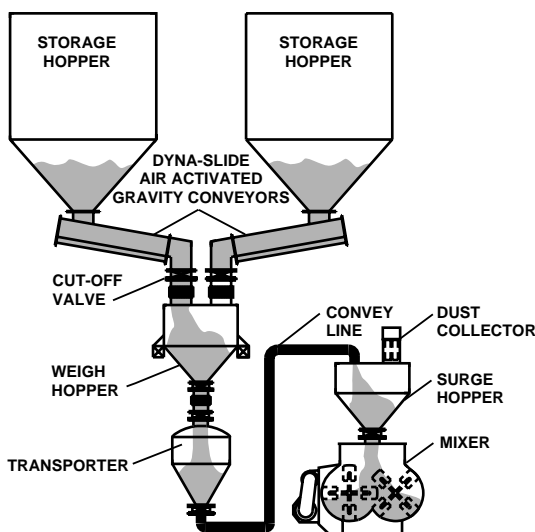
The energy efficiency and ease of installation of the Dyna-Slide air-activated gravity conveyor contribute to a cost effective solution for conveying very fine, dusty or granular materials.

And, because there are no moving parts in the material flow to wear out, very little maintenance is required.

Features

- Uses low pressure air
- Conveys fine powders
- No moving parts
- Very low maintenance
- Simple installation
- Quiet operation
- Enclosed, dust-tight
- Low energy consumption

Typical Application



The Dyna-Slide air-activated gravity conveyor will handle:

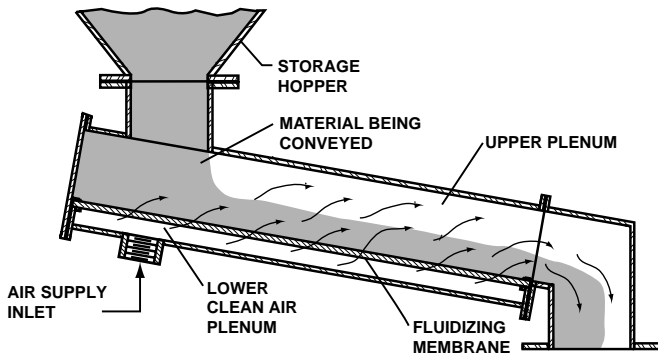
- | | |
|---------------------|------------------|
| ■ Alumina | ■ Gypsum |
| ■ Ball clay | ■ Iron oxide |
| ■ Barite | ■ Kaolin clay |
| ■ Bauxite | ■ Lime |
| ■ Bentonite | ■ Milk powder |
| ■ Borax | ■ PVC resin |
| ■ Calcium carbonate | ■ Quartz |
| ■ Cement | ■ Silica sand |
| ■ Feldspar | ■ Soda ash |
| ■ Fine coal | ■ Sodium sulfate |
| ■ Flour | ■ Sugar |
| ■ Fluorspar | ■ Talc |
| ■ Fly ash | ■ And More |

How the Dyna-Slide air-activated gravity conveyor works

The upper and lower plenum are separated by a fluidizing membrane. Low pressure air introduced into the lower plenum permeates the extremely fine and uniform pore openings of the fluidizing membrane and flows into the upper plenum.

The angle of decline, plus the low pressure air acting as a lubricant, reduce the coefficient of friction to take advantage of gravity to move the material down the angle of inclination to any distance to suit the application. Thus, a material with a high angle of repose will virtually flow like water down a 10° slope with excellent efficiency and reliability.

Dyna-Slide conveyors are best suited for dry materials that have a particle size smaller than 50 mesh.



Construction features

The Dyna-Slide air-activated gravity conveyor is built dust-tight of heavy duty mild steel or stainless steel construction. The fluidizing membrane is made of a moisture-resistant, long-lasting, polyester material. Depending upon the application, high pressure compressed air, low pressure blower air or low pressure fans can be used as the power source.

The Dyna-Slide air-activated gravity conveyor has three components:

- Inlet section with flange
- Standard intermediate section (10 feet)
- Discharge outlet

An infinite number of standard intermediate sections can be coupled between the inlet and discharge sections to span any required conveying distance.

To accommodate varying requirements, conveyor widths of 4 to 36 inches are available. Capacities range from 400 to 48,000 cubic feet per hour.

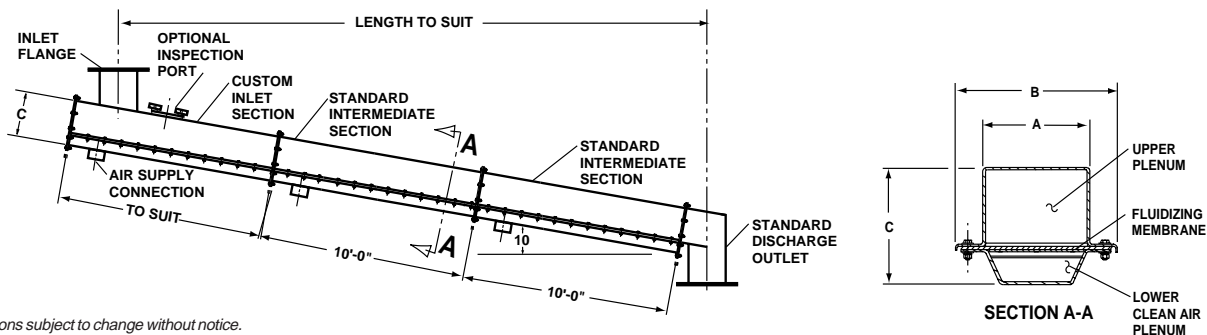
Options

- Variable rate feeder control
- Dribble feed outlet valves
- High temperature design
- Stainless steel construction
- Food grade construction

Dimensions and Specifications

Dimensions & Specifications		Nominal Size											
		4 inch	6 inch	8 inch	10 inch	12 inch	14 inch	16 inch	18 inch	20 inch	24 inch	30 inch	36 inch
A	inches	4.75	6.88	8.88	11	13	14.25	16.25	18.25	20.25	24.25	30.25	36.25
	millimeters	121	175	225	279	330	362	413	464	514	616	768	921
B	inches	8.75	10.88	12.88	15	17	18.25	20.25	22.25	24.25	28.25	34.25	40.25
	millimeters	222	276	327	381	432	464	514	565	616	718	870	1022
C	inches	5.88	7.88	9.88	11.88	13.88	15.88	17.88	19.88	21.88	25.88	31.88	37.88
	millimeters	149	200	251	302	352	403	454	505	556	657	810	962
Weight per foot	pounds	15	19	24	28	32	36	40	45	49	57	68	80
	kilograms	7	9	11	13	14	16	18	20	22	26	31	37
Capacity per hour	cubic feet	400	1000	2000	3000	4000	6000	8000	13500	17000	21000	32000	48000
	cubic meters	11	28	57	85	113	170	227	382	481	595	906	1359

Capacities, air consumption and other operating data must be verified by testing at the Dynamic Air test facility with the actual material to be conveyed.



Specifications subject to change without notice.

Dynamic Air Conveying Systems® and Dyna-Slide™ are trademarks of Dynamic Air Inc., St. Paul, MN USA.

© 2007, Dynamic Air Inc. • Printed in U.S.A. • Bulletin 9806-1 (dm)

DYNAMIC AIR[®]
Conveying Systems

Corporate Headquarters

Dynamic Air Inc. • St. Paul, MN USA • +1 651 484-2900

Worldwide Offices

Australia • Brazil • China • United Kingdom

www.dynamicaid.com